


# 2022 Fire Prevention Week Flat Hero Photo Contest



The 100<sup>th</sup> Anniversary of Fire Prevention week is Sunday October 9<sup>th</sup> – Saturday October 15<sup>th</sup> and this year, to honor fire prevention week, we are rolling out a contest for all WAFS kids.

Some of you may have heard of the story of “Flat Stanley” the popular children’s story about a small boy who travels the world.

Well, we would like to introduce you to “Flat Hero”, a WAFS Hero who travels and spreads the message on fire safety and the importance of **Minutes Matter**®! (Don’t worry if you haven’t heard of it, we explain all the details for the contest below.)

The contest starts today and ends on October 15<sup>th</sup>.

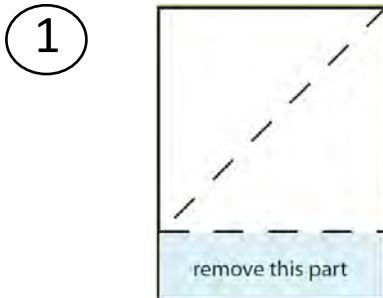
**There will be PRIZES and we will select winners from three age groups: 0-4, 5-8, and 9-12. WAFS kids includes children, nieces, nephews, grandchildren, or another close relative.**

1. Create and decorate your Flat Hero using the steps below.
2. Take your hero on adventures with you and snap a picture with your Flat Hero next to something related to fire prevention. Or get REALLY creative and mail your Hero to travel to a distant friend or relative. Share the message of fire safety and the importance of **Minutes Matter**® by having your friend or relative snap a picture showing how far Hero traveled.
3. Submit your creative Flat Hero photo through the contest form at [www.waynfire.com/kids-corner](http://www.waynfire.com/kids-corner) or by emailing it to [minutesmatter@waynfire.com](mailto:minutesmatter@waynfire.com). Make sure you include the name and age of your child, WAFS office location, and WAFS parent/team member.

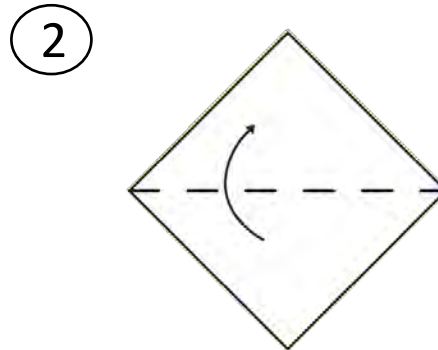
**Please Note: Your kid doesn’t have to be in the picture unless you want them to. We want to ensure you know that the submitted pictures will be posted on social media and shared at WAFS so if you don’t want that, just send the pics of Flat Hero and the exciting place he’s visiting or the fire prevention item.”**

# How to Fold

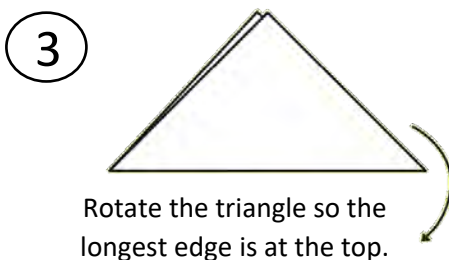
# Flat Hero



1 You'll need a square piece of paper. If you don't have origami paper, you can make a square from a rectangle. Fold on the dotted lines and cut away the extra.



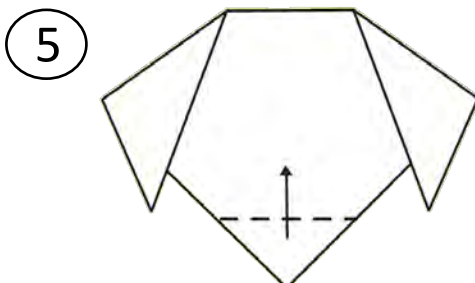
2 Fold your square in half diagonally.




3 Rotate the triangle so the longest edge is at the top.



4 Fold the top points down on the dotted lines to make ears.



5 Fold the bottom points up on the dotted line to make a mouth.



6 Draw a face and spots on your dog to look like Hero!

7 Snap a picture with your Flat Hero next to something related to fire prevention. Share the message of fire safety and the importance of **Minutes Matter**® by submitting your creative Flat Hero photo through the contest form at [www.waynfire.com/kids-corner](http://www.waynfire.com/kids-corner) or by emailing it to [minutesmatter@waynfire.com](mailto:minutesmatter@waynfire.com). Make sure you include the name and age of your child, WAFS office location, and WAFS parent/team member.